



# DELUXE JUNIOR

Travelling Irrigator

**WILLIAMS**

Our reputation is spreading

The Williams Deluxe Junior Irrigator is a shorter armed version of the Spider Deluxe. This irrigator is specifically designed for smaller sized farms with lower powered pumps (5.0-7.5hp). If at a later date a larger pump is installed, extensions can be bolted into the arms to convert your Deluxe Junior to a Spider Deluxe. The Deluxe Junior comes standard with 200m of stainless steel wire.

## FEATURES

6mm minimum application depth	Distribution uniformity of less than 1.25
4 travel speeds	Suitable for electric and PTO pumps
Even spread with new arm design	Travel distance up to 200 metres
Available with multi strand stainless steel winch rope 200m of 4mm wire rope	<b>NZ Designed and Manufactured</b>
Drags up to 63mm alkathene	<b>Neat and tidy, easy to use</b>
Maximum volume of 90 cubic metres per hour	<b>Built to last</b>
	<b>Cost effective</b>



[www.williamsirrigation.com](http://www.williamsirrigation.com)

# Deluxe Junior Parts



## SPECIFICATIONS

Travel Distance	200m
Spreading Width	20 - 25m
Boom Width	4.5m
Minimum Pressure	2 bar
Maximum Pressure	6 bar
Max. Draghose	63 od

CODE  
DJ200S

TRAVELLING IRRIGATORS - MODEL CODE  
200 denotes wire rope length/travel distance.  
"S" denotes Stainless Steel Wire Rope.

## MOST REQUIRED PARTS



PART	CODE
Camfollower Assembly	SP5
Rotor Spindle	DL107
Side Plate Nylon Bearings	SP110
Power Nozzle	SP1
Nozzle Clamp	SP2
Cam Service Kit, bearings, seals, o ring and circlip only	DL900
200m of 3mm Stainless Steel Wire Rope with fittings	S1

## CAM



DL106

PART	CODE
Cam and Bearing Housing	DL106
Bearing Top	BEAR6010
Circlip	CIRCLIP50
Top Cam Seal	SEAL50X80
SS 304 Bolt	M10X35SS
Bearing Bottom	BEAR6011
SS Nyloc Nut	NYLOC10SS


PART	CODE
Rotor Spindle (tapered S/S pipe that carries bearings)	DL107
O ring	ORING67X4
Galv Bolt with Nut	M10X30G
Spring Washer	WASHERSP10
Cam Service Kit, bearings, seals, O ring and circlip only	DL900

## CAMFOLLOWER



PART	CODE
Bolt with grease nipple	SP5B
16mm SS Flat Washer	SP5C
Bush S/S	SP5D
Bearing Camfollower	SP5E
Complete Assembly	SP5

## SPRINGS



PART	CODE
Tooth Spring	SP7
Crank Return Spring	SP8
Brake Spring	SP3/3
Barrel Spring (takes strain off wire when irrigator is tripped out)	SP21

## BRAKE ASSEMBLY




PART	CODE
Brake Assembly	SP3
Brake Block	SP3/2
Spring	SP3/3
Galv Flat Washer	WSGF10
Splitpin	SP301

## AUTO SHUT OFF VALVE

PART	CODE
50mm Shutoff Valve	DL800

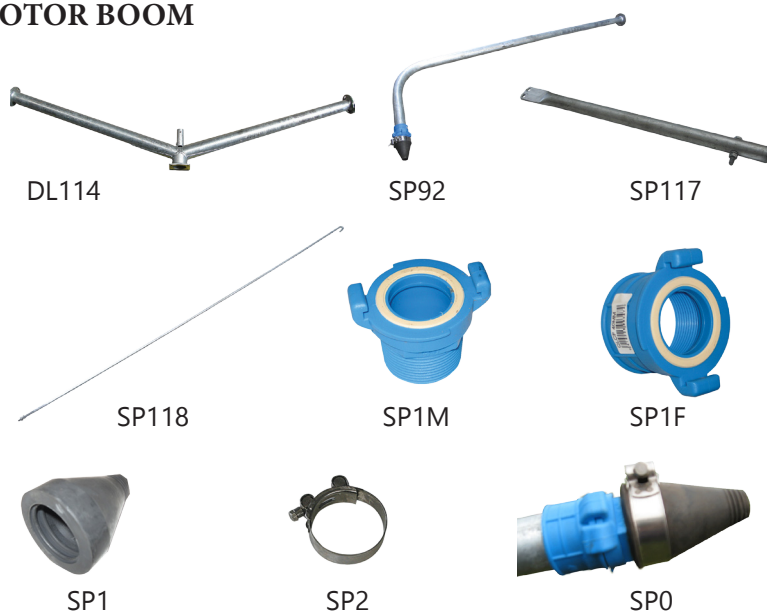


## TOOTH



PART	CODE
Ratchet Tooth	SP111
Tooth pin including split pins	SP113

## ROTOR BOOM



PART	CODE
Rotor Centre	DL114
Rotor Outer Extension (includes nozzle, clamp etc)	SP92
Stay Support Pole & Bolt	SP117
Stay Rod & Nuts	SP118
Nozzle quick release fittings male	SP1M
Nozzle quick release fitting female	SP1F
Power Nozzle with 13mm hole	SP1
Nozzle Clamp	SP2
Nozzle with Clamp and Quick Release Fittings	SP0
Rotor Seal 50 x 62 (3x per machine)	SEAL5062

## WIRE ACCESSORIES



SLEEVE4



THIMBLE4



DL120



SHACKLE4



SP121



SP67



SP21



SP22



SP20

PART	CODE
Wire rope 4mm Galv per metre	WIRE4G
Wire rope 4mm SS per metre	WIRE4SS
4mm Sleeve (crimp)	SLEEVE4
4mm Thimble (eye)	THIMBLE4
Trip Wire	DL120
Trip Wire Shackle	SHACKLE4
Wire Guide (where the wire runs through on irrigator)	SP121
Anchoring Chain, Grab hook and D Shackle	SP67
Barrel Spring	SP21
Barrel Washer	SP22
Wire Stop (lets you stop the irrigator anywhere along the rope)	SP20

## DRUM AND CRANK



DL103



DL104



DL108



DL109



SP110



SP4

PART	CODE
Winch Drum Assembly	DL103
Crank Complete	DL104
Left Bearing Side Plate (includes bush)	DL108
Right Bearing Side Plate (includes bush)	DL109
Side Plate Nylon Bearing	SP110
Winch Crank Handle	SP4

## WHEELS



SP11

PART	CODE
Wheel Assembly	SP11
Wheel Bush/pair	SP11B
Wheel Lynch Pin	B3
20mm Galv Flat Washer	WSGF20

Wheel includes 19mm bushes. Spiders prior to 2004 require 20mm. Please state bush size when ordering.

## WIRE LAYER

PART	CODE
Wire Layer Deluxe	WLDL




## TOW HITCH



PART	CODE
Tow Hitch Assembly (incl bolts)	SP45

## MAIN FRAME



DL101

DL102

DL122

PART	CODE
Rear frame and axle	DL101
Front frame and draw bar	DL102
Hose Puller	DL122