



# RISER

## Hydrant Unit

**WILLIAMS**

Our reputation is spreading

The 'Riser' Hydrants are new to the Williams Product Range. The Riser Hydrant design is nothing new to the market, but with our experienced installation team installing many different brands, we soon discovered the advantages and disadvantages of each of the hydrants. We thought why don't we build a hydrant using all the benefits from other brands, plus adding our own touch to the design.

### FEATURES

Simple to install

**NZ Designed and Manufactured**

Sizing to suit Poly and PVC pipe of common sizes

**Neat and tidy, easy to use**

Totally hot-dipped galvanised

**Built to last**

Completely built in-house

**Cost effective**



[www.williamsirrigation.com](http://www.williamsirrigation.com)

# Williams' Riser Hydrant

## WHY ARE THE WILLIAMS 'RISERS' BETTER THAN THE REST?

**NO CLAMPS!** - Clamps loosen over time and then start leaking. Instead, we use pressure sealing seals. We have used these seals in our Zero Loss Hydrants for over 20 years.

**Seals don't blow out** - The Riser has the seals in the bridge which prevents build-up in the seal and reduces the chance of the seal being blown out.

**Easier to assemble** - Through installing other brands of hydrants ourselves, we have found measuring while installing is inconvenient. Therefore, we have pressed reference points of our hydrant legs which makes it easy to get the correct leg height.


**One spanner or socket to assemble** - We have square holes in our hydrant brackets so we can use cup head bolts. That means you only need one spanner instead of two, which gives you a spare hand, making these hydrants easy for one man to install.




END OF LINE



TWO WAY



THREE WAY



FOUR WAY

TALK TO US ABOUT YOUR **EFFLUENT SPREADING** REQUIREMENTS AND WE CAN TAILOR MAKE A SYSTEM TO SUIT YOUR NEEDS

## WE'VE GOT THE MOOPOO SOLUTION FOR YOU

### TRAVELLING IRRIGATORS



Greenback Spider



GB Magnum



Spider Deluxe



Deluxe Junior



Venom

### PTO



PTO Stirrers




PTO Pumps

### HYDRANTS



Zero-0-Loss Hydrant




Riser Hydrant

### FILTERS & PONTOONS



In-Line Filter



Pontoon

WILLIAMS ENGINEERING 2011 LTD

Waitakaruru RD 6,  
Thames 3576, New Zealand

07 867 3176 or 0800 4 EFFLUENT (0800 433 358)  
07 867 3179

[www.williamsirrigation.com](http://www.williamsirrigation.com)  
[info@williamsirrigation.co.nz](mailto:info@williamsirrigation.co.nz)

# Riser Hydrant Parts

## END OF LINE




PART	CODE
64mm Hose Tail	EOL064HT
76mm Hose Tail	EOL076HT
96mm Hose Tail	EOL096HT
80mm BSP Thread	EOL080BSP

## TWO WAY



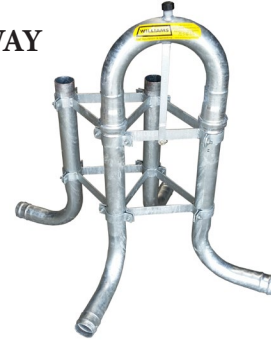
PART	CODE
64mm Hose Tail	2W064HT
76mm Hose Tail	2W076HT
96mm Hose Tail	2W096HT
80mm BSP Thread	2W080BSP

## THREE WAY



PART	CODE
64mm Hose Tail	3W064HT
76mm Hose Tail	3W076HT
96mm Hose Tail	3W096HT
80mm BSP Thread	3W080BSP

## FOUR WAY



PART	CODE
64mm Hose Tail	4W064HT
76mm Hose Tail	4W076HT
96mm Hose Tail	4W096HT
80mm BSP Thread	4W080BSP

## RISER TAKE OFF



PART	CODE
50mm BSP Thread	RTO050BSP
64mm BSP Thread	RTO064BSP
80mm BSP Thread	RTO080BSP

## VALVES

PART	CODE
Non-Return Valve in Leg	RNRV
Gate Valve in Leg	RGV
Anti-Siphon Valve in Leg	RASV

## HYDRANT ACCESSORIES

PART	CODE
Hydrant Bridge	BRIDGE
2 Way Spacer Bracket (Each)	2WSB
3 Way Spacer Bracket (Each)	3WSB
4 Way Spacer Bracket (Each)	4WSB
Saddle Clamp (With Nuts & Bolts)	SADDLE