



SPIDER DELUXE

Travelling Irrigator



Our reputation is spreading

The Williams Spider Deluxe Irrigator is designed to operate with a 2800 rpm 7.5hp - 15hp effluent pump which suits most average sized farms. The Deluxe is a proven travelling irrigator with 1,500+ worldwide. Available in stainless steel, galvanised or nylon wire rope and options in lengths of 250 or 300 metres.

FEATURES

| | |
|---|---|
| 6mm minimum application depth | Distribution uniformity of less than 1.25 |
| 4 travel speeds | Suitable for electric and PTO pumps |
| Even spread with new arm design | Travel distance up to 300 metres |
| Available with multi strand galvanised, stainless steel or nylon winch rope 250m or 300m of 4mm wire rope | NZ Designed and Manufactured |
| | Neat and tidy, easy to use |
| Drags up to 75mm alkathene | Built to last |
| Maximum volume of 90 cubic metres per hour | Cost effective |



Williams' Spider Deluxe

PERFORMANCE CHART

| Pressure at Irrigator with 13mm nozzles | | | | | | |
|--|-----------------------------|--|-----------------------------|--|-----------------------------|-------------|
| 30psi | | 40psi | | 50psi | | |
| Average Application Depth | Travel Speed Metres/Minutes | Average Application Depth | Travel Speed Metres/Minutes | Average Application Depth | Travel Speed Metres/Minutes | |
| 2 | 24 | 0.60m / min | 24 | 0.53m / min | 26 | 0.70m / min |
| 4 | 12 | 1.20m / min | 12 | 1.10m / min | 13 | 1.30m / min |
| 6 | 9 | 1.60m / min | 8 | 1.80m / min | 9 | 2.00m / min |
| 8 | 6 | 2.00m / min | 5 | 2.15m / min | 7 | 2.40m / min |
| Approx. Flowrate: 15,750 L/Hr Welded Diameter: 25 m | | Approx. Flowrate: 19,625 L/Hr Welded Diameter: 28 m | | Approx. Flowrate: 25,755 L/Hr Welded Diameter: 34 m | | |

Teeth taken per revolution

*Results from testing with Massey University. These tests have been done using liquid from an effluent pond to give the most accurate results possible. This information should only be used as a guideline.

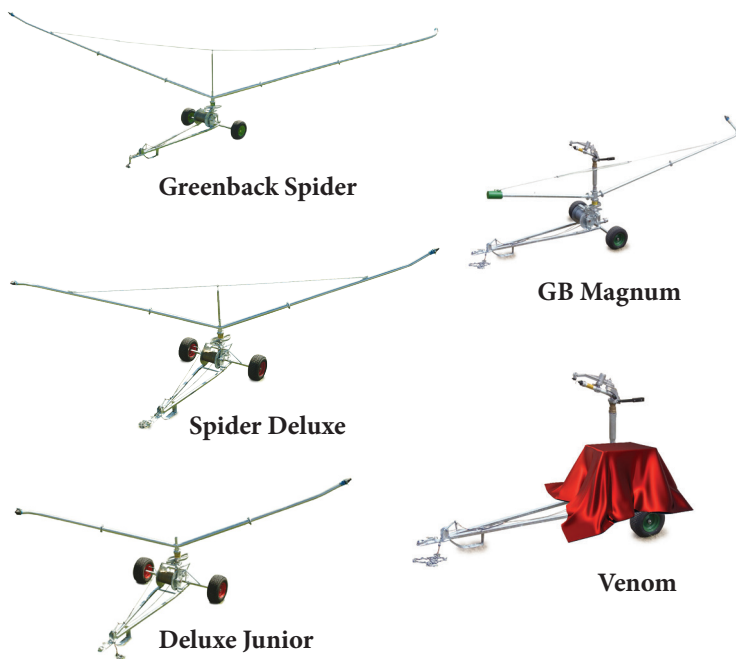
SPECIFICATIONS

| | | | |
|----------------------------------|------------------|------------------|-------|
| Suits 10hp - 20hp Electric Pumps | Minimum Pressure | 2 bar | |
| Travel Distance | 250 - 300m | Maximum Pressure | 6 bar |
| Spreading Width | 20 - 35m | Max. Draghose | 75 od |


TALK TO US ABOUT YOUR **EFFLUENT SPREADING** REQUIREMENTS AND WE CAN TAILOR MAKE A SYSTEM TO SUIT YOUR NEEDS

WE'VE GOT THE MOOPOO SOLUTION FOR YOU

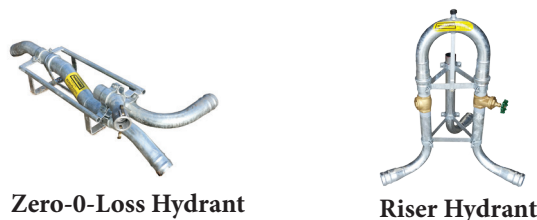
TRAVELLING IRRIGATORS



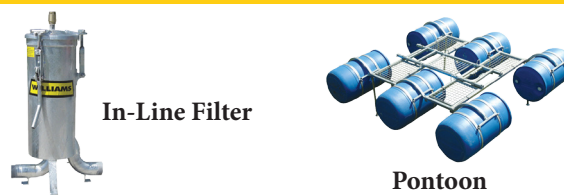
PTO



HYDRANTS



FILTERS & PONTOONS



WILLIAMS ENGINEERING 2011 LTD

Waitakaruru RD 6,
Thames 3576, New Zealand

07 867 3176 or 0800 4 EFFLUENT (0800 433 358)
07 867 3179

www.williamsirrigation.com
info@williamsirrigation.co.nz

Spider Deluxe Parts



Suits 7.5-15hp pumps.

TRAVELLING IRRIGATORS - MODEL CODE
250, 300, denotes wire rope length/travel distance.
"G" denotes Galvanised Wire Rope.
"S" denotes Stainless Steel Wire Rope.
"N" denotes Nylon Rope.

CODE

| |
|--------|
| DL250G |
| DL250N |
| DL250S |
| DL300G |
| DL300N |
| DL300S |

The Williams Spider "Deluxe" Irrigator has been the most popular spider with over 1,400 Deluxe's manufactured since 1996. Parts for the Deluxe have not changed a lot over the years, but please make sure you have the serial number of your product available to ensure the correct parts supplied.

MOST REQUIRED PARTS



| PART | CODE |
|---|-------|
| Camfollower Assembly | SP5 |
| Rotor Spindle | DL107 |
| Side Plate Nylon Bearings | SP110 |
| Power Nozzle | SP1 |
| Nozzle Clamp | SP2 |
| Cam Service Kit, bearings, seals, o ring and circlip only | DL900 |
| 250m of 4mm Galv Wire Rope with fittings | DL1 |
| 250m of 4mm Stainless Steel Wire Rope with fittings | DL2 |
| 300m of 4mm Galv Wire Rope with fittings | DL3 |
| 300m of 4mm Stainless Steel Wire Rope with Fittings | DL4 |

CAM



DL106

| PART | CODE |
|-------------------------|-----------|
| Cam and Bearing Housing | DL106 |
| Bearing Top | BEAR6010 |
| Circlip | CIRCLIP50 |
| Top Cam Seal | SEAL50X80 |
| SS 304 Bolt | M10X35SS |
| Bearing Bottom | BEAR6011 |
| SS Nyloc Nut | NYLOC10SS |

| PART | CODE |
|---|------------|
| Rotor Spindle (tapered S/S pipe that carries bearings) | DL107 |
| O ring | ORING67X4 |
| Galv Bolt with Nut | M10X30G |
| Spring Washer | WASHERSP10 |
| Cam Service Kit, bearings, seals, O ring and circlip only | DL900 |

CAMFOLLOWER



SP5B



SP5C



SP5D



SP5E



SP5

| PART | CODE |
|-------------------------|------|
| Bolt with grease nipple | SP5B |
| 16mm SS Flat Washer | SP5C |
| Bush S/S | SP5D |
| Bearing Camfollower | SP5E |
| Complete Assembly | SP5 |

SPRINGS



SP7



SP8



SP3/3



SP21

| PART | CODE |
|---|-------|
| Tooth Spring | SP7 |
| Crank Return Spring | SP8 |
| Brake Spring | SP3/3 |
| Barrel Spring (takes strain off wire when irrigator is tripped out) | SP21 |

BRAKE ASSEMBLY



SP3

| PART | CODE |
|------------------|--------|
| Brake Assembly | SP3 |
| Brake Block | SP3/2 |
| Spring | SP3/3 |
| Galv Flat Washer | WSGF10 |
| Splitpin | SP301 |

AUTO SHUT OFF VALVE

| PART | CODE |
|--------------------|-------|
| 50mm Shutoff Valve | DL800 |



TOOTH



SP111



SP113

| PART | CODE |
|--------------------------------|-------|
| Ratchet Tooth | SP111 |
| Tooth pin including split pins | SP113 |

ROTOR BOOM




DL114



SP92



SP117



SP118



SP1M



SP1F



SP1



SP2



SP0

| PART | CODE |
|--|----------|
| Rotor Centre | DL114 |
| Rotor Outer Extension (includes nozzle, clamp etc) | SP92 |
| Stay Support Pole & Bolt | SP117 |
| Stay Rod & Nuts | SP118 |
| Nozzle quick release fittings male | SP1M |
| Nozzle quick release fitting female | SP1F |
| Power Nozzle with 13mm hole | SP1 |
| Nozzle Clamp | SP2 |
| Nozzle with Clamp and Quick Release Fittings | SP0 |
| Rotor Seal 50 x 62 (3x per machine) | SEAL5062 |

WIRE ACCESSORIES



SLEEVE4



THIMBLE4



DL120



SHACKLE4



SP121



SP67



SP21



SP22



SP20

| PART | CODE |
|---|----------|
| Wire rope 4mm Galv per metre | WIRE4G |
| Wire rope 4mm SS per metre | WIRE4SS |
| 4mm Sleeve (crimp) | SLEEVE4 |
| 4mm Thimble (eye) | THIMBLE4 |
| Trip Wire | DL120 |
| Trip Wire Shackle | SHACKLE4 |
| Wire Guide (where the wire runs through on irrigator) | SP121 |
| Anchoring Chain, Grab hook and D Shackle | SP67 |
| Barrel Spring | SP21 |
| Barrel Washer | SP22 |
| Wire Stop (lets you stop the irrigator anywhere along the rope) | SP20 |

DRUM AND CRANK



DL103



DL104



DL108



DL109



SP110



SP4

| PART | CODE |
|--|-------|
| Winch Drum Assembly | DL103 |
| Crank Complete | DL104 |
| Left Bearing Side Plate (includes bush) | DL108 |
| Right Bearing Side Plate (includes bush) | DL109 |
| Side Plate Nylon Bearing | SP110 |
| Winch Crank Handle | SP4 |

WHEELS



SP11

| PART | CODE |
|-----------------------|--------|
| Wheel Assembly | SP11 |
| Wheel Bush/pair | SP11B |
| Wheel Lynch Pin | B3 |
| 20mm Galv Flat Washer | WSGF20 |

Wheel includes 19mm bushes. Spiders prior to 2004 require 20mm. Please state bush size when ordering.

WIRE LAYER

| PART | CODE |
|-------------------|------|
| Wire Layer Deluxe | WLDL |




TOW HITCH



| PART | CODE |
|---------------------------------|------|
| Tow Hitch Assembly (incl bolts) | SP45 |

MAIN FRAME



DL101



DL102



DL122

| PART | CODE |
|--------------------------|-------|
| Rear frame and axle | DL101 |
| Front frame and draw bar | DL102 |
| Hose Puller | DL122 |