



SPIDER DELUXE

Travelling Irrigator



Our reputation is spreading

The Williams Spider Deluxe irrigator is designed to operate with a 2800 rpm 7.5hp - 15hp effluent pump which suits most average sized farms. The Deluxe is a proven travelling irrigator with 1,500+ worldwide. Available in a choice of stainless steel, galvanised or synthetic wire rope, in lengths of 250 or 300 metres.

FEATURES

6mm minimum application depth	Distribution uniformity of less than 1.25
4 travel speeds	Suitable for electric and PTO pumps
Even spread with new arm design	Travel distance up to 300 metres
4mm galvanised, stainless steel or synthetic wire rope with lengths of 250m and 300m	NZ designed and manufactured
	Neat and tidy, easy to use
Drags up to 75mm alkathene	Built to last
Maximum volume of 90 cubic metres per hour	Cost effective



www.williamsirrigation.com

Williams' Spider Deluxe

PERFORMANCE CHART

Teeth taken per revolution	Pressure at Irrigator with 13mm nozzles					
	30psi		40psi		50psi	
	Average Application Depth	Travel Speed Metres/Minutes	Average Application Depth	Travel Speed Metres/Minutes	Average Application Depth	Travel Speed Metres/Minutes
	24	0.60m / min	24	0.53m / min	26	0.70m / min
	12	1.20m / min	12	1.10m / min	13	1.30m / min
	9	1.60m / min	8	1.80m / min	9	2.00m / min
	6	2.00m / min	5	2.15m / min	7	2.40m / min
Approx. Flowrate: 15,750 L/Hr Welted Diameter: 25 m		Approx. Flowrate: 19,625 L/Hr Welted Diameter: 28 m		Approx. Flowrate: 25,755 L/Hr Welted Diameter: 34 m		

*Results from testing with Massey University. These tests have been done using liquid from an effluent pond to give the most accurate results possible. This information should only be used as a guideline.

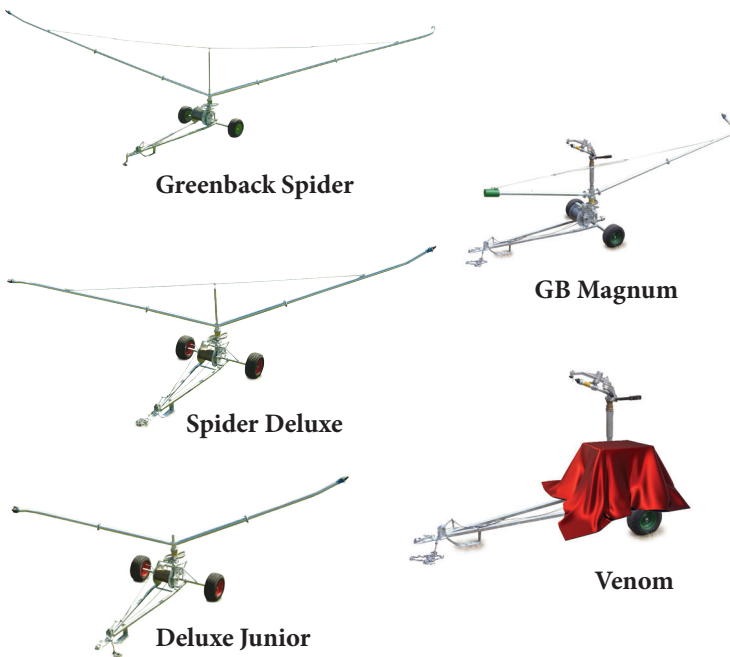
SPECIFICATIONS

Suits 10hp - 20hp Electric Pumps		Minimum Pressure	2 bar
Travel Distance	250 - 300m	Maximum Pressure	6 bar
Spreading Width	20 - 35m	Max. Draghose	75 od

TALK TO US ABOUT YOUR **EFFLUENT SPREADING** REQUIREMENTS AND WE CAN TAILOR MAKE A SYSTEM TO SUIT YOUR NEEDS

WE'VE GOT THE MOOPOO SOLUTION FOR YOU

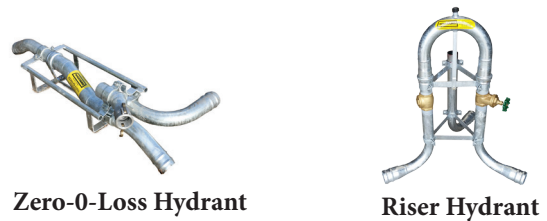
TRAVELLING IRRIGATORS




PTO



HYDRANTS



FILTERS & PONTOONS



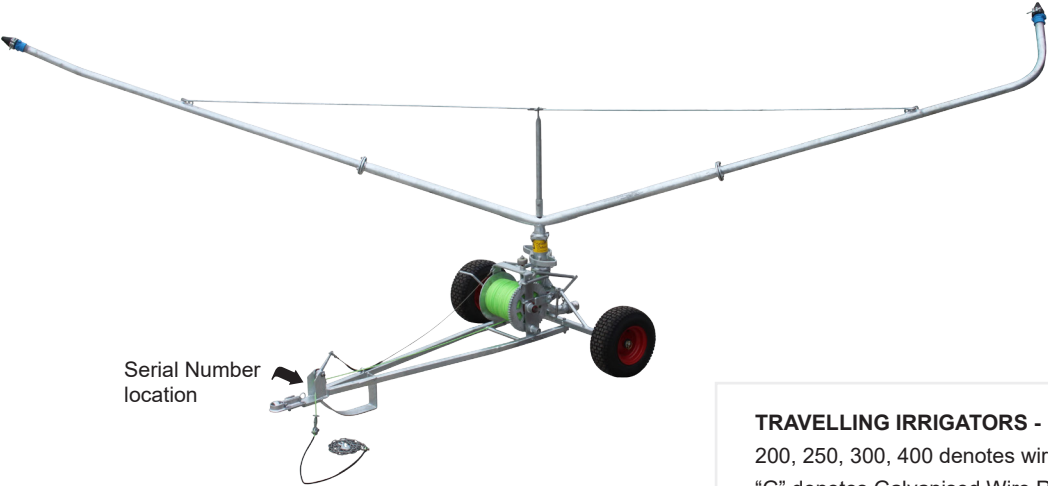
WILLIAMS ENGINEERING 2011 LTD

Waitakaruru RD 6,
Thames 3576, New Zealand

07 867 3176 or 0800 4 EFFLUENT (0800 433 358)
07 867 3179

www.williamsirrigation.com
info@williamsirrigation.co.nz

Spider Deluxe Parts



Serial Number
location

Suits 7.5-15hp pumps.

CODE

DL250G

DL250N

DL300G

DL300N

TRAVELLING IRRIGATORS - MODEL CODE

200, 250, 300, 400 denotes wire rope length/travel distance.

"G" denotes Galvanised Wire Rope.

"N" denotes Nylon/Synthetic Rope.

Stainless Steel Wire Rope available on request.

The Williams Spider "Deluxe" Irrigator has been the most popular spider with over 1,400 Deluxe's manufactured since 1996. Parts for the Deluxe have not changed a lot over the years, but please make sure you have the serial number of your product available to ensure the correct parts are supplied.

MOST REQUIRED PARTS



SP5



SP110



SP1



SP2



DL900



DL107



DL1

PART	CODE
Camfollower Assembly	SP5
Side Plate Nylon Bearings	SP110
Power Nozzle	SP1
Nozzle Clamp	SP2
Cam Service Kit, bearings, seals, O-ring and circlip only	DL900
Rotor Spindle	DL107
250m of 4mm Galv Wire Rope with fittings	DL1
250m of 4mm Synthetic Wire Rope with fittings	SW4250
300m of 4mm Galv Wire Rope with fittings	DL3
300m of 4mm Synthetic Wire Rope with fittings	SW4300

Stainless Steel Wire Rope available on request.

CAM



DL106



DLSCM



DLSCP

PART	CODE
Cam and Bearing Housing	DL106
Bearing Top	BEAR6010
50mm External Circlip	CEXT050B
Top Cam Seal	SEAL50X80
M10 x 35 Hex Set Full Thrd SS304	304HX10035S
Bearing Bottom	BEAR6011
M10 Nyloc Nut SS304	304NNYL10
O-ring	ORING67X4

PART	CODE
Rotor Spindle (tapered S/S pipe that carries bearings)	DL107
M10 x 30 Hex Bolt/Nut 4.6 Galv	HX10030G
M10 Spring Washer Galv	WS10G
Cam Service Kit, bearings, seals, O-ring and circlip only	DL900
Deluxe Speed Change Pipe	DLSCP
Deluxe Speed Change Mount	DLSCM

CAMFOLLOWER



SP5B



SP5C



SP5D



SP5E



SP5

PART	CODE
Bolt with grease nipple	SP5B
M16 Flat Washer SS316	SP5C
Bush S/S	SP5D
Bearing Camfollower	SP5E
Complete Assembly	SP5

SPRINGS



SP7G
SP7S



SP8



SP3/3



SP21

PART	CODE
Tooth Spring Galv	SP7G
Tooth Spring Stainless Steel	SP7S
Crank Return Spring	SP8
Brake Spring	SP3/3
Barrel Spring (takes strain off wire when irrigator is tripped out)	SP21

BRAKE ASSEMBLY



SP3

PART	CODE
Brake Assembly	SP3
Brake Block	SP3/2
Spring	SP3/3
M10 Heavy Flat Washer Galv	WFH1025G
Splitpin	SP301

AUTO SHUT OFF VALVE

PART	CODE
50mm Shutoff Valve	DL800



TOOTH



SP111



SP113

PART	CODE
Ratchet Tooth	SP111
Tooth pin including split pins	SP113

ROTOR BOOM



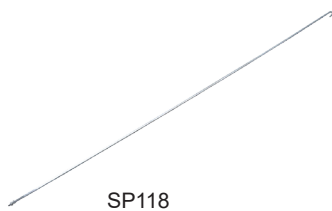
DL114



SP116



SP117



SP118



SP1M



SP1F



SP1



SP2



SP0

PART	CODE
Rotor Centre	DL114
Rotor Outer Extension 80° Bend (includes SP0)	SP116
Rotor Outer Extension 10° Bend (includes SP0)	SP116A
Stay Support Pole & Bolt	SP117
Stay Rod & Nuts	SP118
Nozzle quick release fittings male	SP1M
Nozzle quick release fitting female	SP1F
Power Nozzle with 13mm hole	SP1
Nozzle Clamp	SP2
Nozzle with Clamp and Quick Release Fittings	SP0
Rotor Seal 50 x 62 (3x per machine)	SEAL50X62

WIRE ACCESSORIES



PART	CODE
Wire rope 4mm Galv per metre	WIRE4G
Wire rope 4mm Synthetic per metre	SW4
Wire rope 4mm SS per metre	WIRE4SS
4mm Sleeve (crimp)	SLEEVE4
4mm Thimble (eye)	THIMBLE4
Trip Wire	DL120
Trip Wire 6mm D Shackle Galv	SHACKLE4
Wire Guide (where the wire runs through on irrigator)	SP121
Anchoring Chain, Grab hook and D Shackle	SP67
Barrel Spring	SP21
Barrel Washer	SP22
Wire Stop (lets you stop the irrigator anywhere along the rope)	SP20

DRUM AND CRANK



PART	CODE
Winch Drum with Collar (not including shaft)	DL103
Crank Complete (for removable drum axle)	DL104/1
Crank Complete (for welded in drum axle)	DL104/2
Crank Bush	SP104B
Left Bearing Side Plate (includes bush)	DL108
Right Bearing Side Plate (includes bush)	DL109
Side Plate Nylon Bearing	SP110
Winch Crank Handle	SP4
Deluxe Drum Axle	DL91

WHEELS



SP11

PART	CODE
Wheel Assembly	SP11
Wheel Bush/pair	SP11B
Wheel Lynch Pin	B3
M20 Flat Washer Galv	WFH2039G

Wheel includes 19mm bushes. Spiders prior to 2004 require 20mm. Please state bush size when ordering.

WIRE LAYER




PART	CODE
Wire Layer Deluxe	WLDL

TOW HITCH

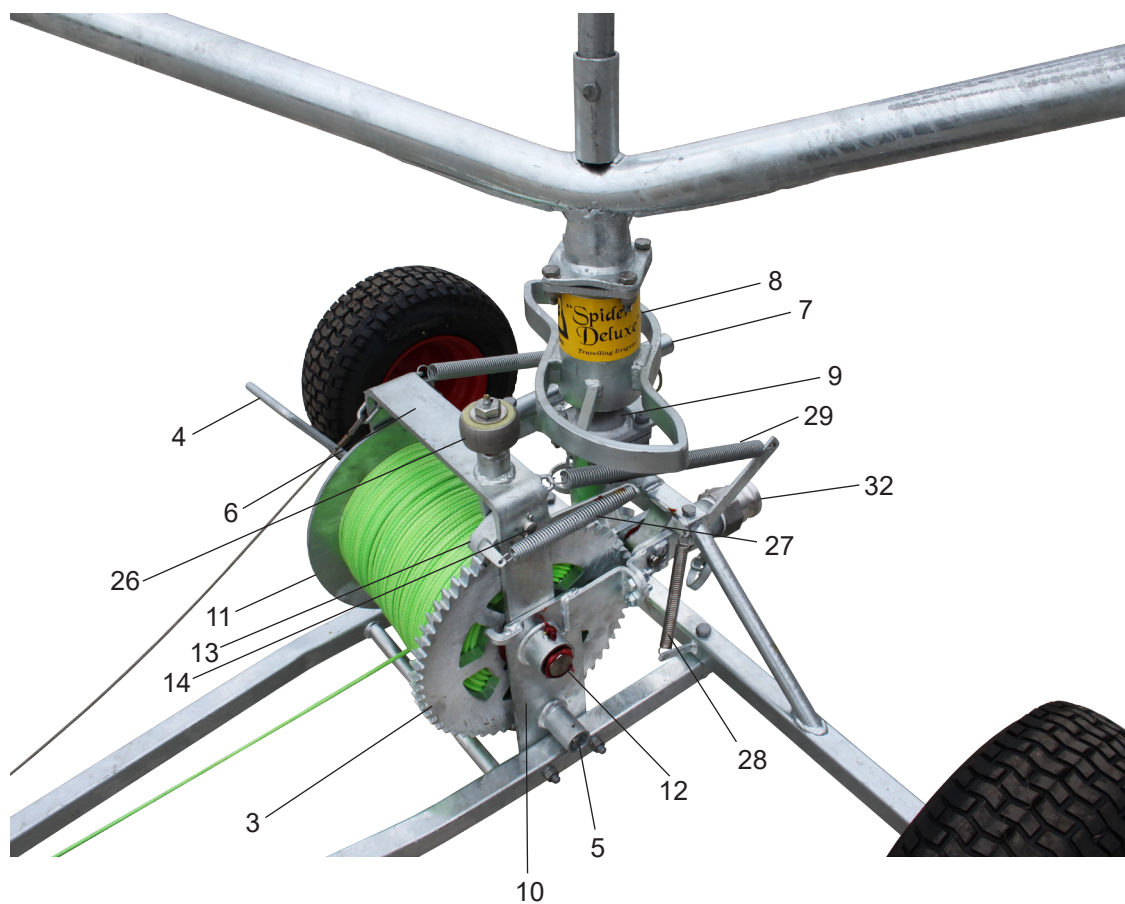
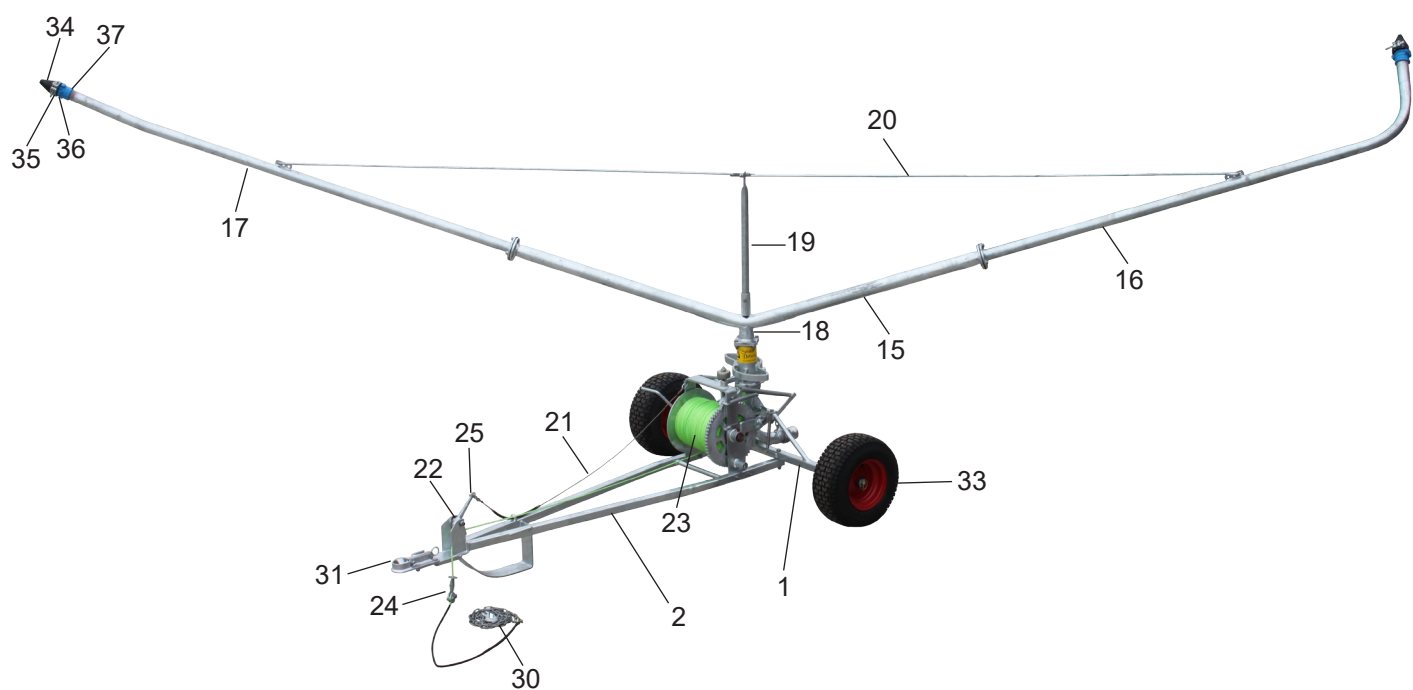


PART	CODE
Tow Hitch Assembly (incl bolts)	SP45

MAIN FRAME



PART	CODE
Rear frame and axle	DL101
Front frame and draw bar	DL102
Hose Puller	DL122



ITEM	PART DESCRIPTION	CODE
1	Rear Frame & Axle	DL101
2	Front Frame & Draw Bar	DL102
3	Winch Drum Assembly	DL103
4	Winch Crank Handle	SP4
5	Overrun Brake Assembly	SP3
6	Crank Assembly	DL104
7	Speed Change Pipe	DLSCP
8	Cam and Bearing Housing	DL106
9	Rotor Spindle	DL107
10	Left Side Plate	SP108
11	Right Side Plate	SP109
12	Side Plate Bearing	SP110
13	Ratchet Tooth	SP111
14	Ratchet Tooth Pin	SP113
15	Rotor Centre	DL114
16	Rotor Outer Extension 80° Bend	SP116
17	Rotor Outer Extension 10° Bend	SP116A
18	Rotor Seal	SEAL50X62
19	Stay Support Pole & Bolt	DL117
20	Stay Rod & Nuts	SP118
21	Trip Wire	DL120
22	Wire Guide	SP121
23	Wire Rope	WIRE4SS / WIRE4G / SW4
24	Wire Rope Fittings (sleeves, thimble, spring and wire stop)	FITTINGS 4MM
25	Trip Wire Shackle	DSHKL06G
26	Camfollower Assembly	SP5
27	Tooth Spring Galv	SP7G
28	Tooth Spring Stainless Steel	SP7S
29	Crank Return Spring	SP8
30	Anchoring Chain, Grab Hook & D Shackle	SP67
31	Tow Hitch Assembly	SP45
32	Camlock Male on Frame	CAM50A
33	Wheel Assembly	SP11
34	Power Nozzle	SP1
35	Nozzle Clamp	SP2
36	Quick Release Fitting Male	SP1M
37	Quick Release Fitting Female	SP1F